

Signify Classified - Internal
Cooper Lighting Solutions Photometric Lab
1121 Highway 74 South
Peachtree City, GA 30269



Scaled data based on original data using
LM-79-08 Approved Method: Electrical and Photometric Measurements of Solid-
State Lighting Products

Test Report Prepared for
Cooper Lighting Solutions
(formerly Eaton)

Brand: McGRAW-EDISON

Report Number: P438119

Luminaire Tested: **IST-SA1A-830-U-T4W-HSS**

Issue Date: 12/10/2020

Test Information

Test Method: LM-79-08
Report Number: P438119
TEST IS SCALED FROM IESNA LM-79-08 TEST DATA (G3-2011-074-13)
Test Lab: INNOVATION CENTER
Issue Date: 12/10/2020
Manufacturer: COOPER LIGHTING SOLUTIONS (FORMERLY EATON)
Product Line: McGRAW-EDISON
Catalog Number: IST-SA1A-830-U-T4W-HSS
Description: IMPACT ELITE LED TRAPEZOID LUMINAIRE
(1) 80 CRI, 3000K, 350mA LIGHTSQUARE WITH 16 LEDS AND TYPE IV WIDE OPTICS
WITH HOUSE SIDE SHIELD
Light Source: -
Ballast/Driver: ELECTRONIC DRIVER

Summary

Lumens per Lamp: N/A
Luminaire Lumens: 1598 lumens
Efficiency: N/A
Efficacy: 79.5 lumens/watt
Luminous Opening: Rectangular (W 0.5' x L: 0.5' x H: 0')
IES Classification: Type III - Short
BUG Rating: B0 - U0 - G1

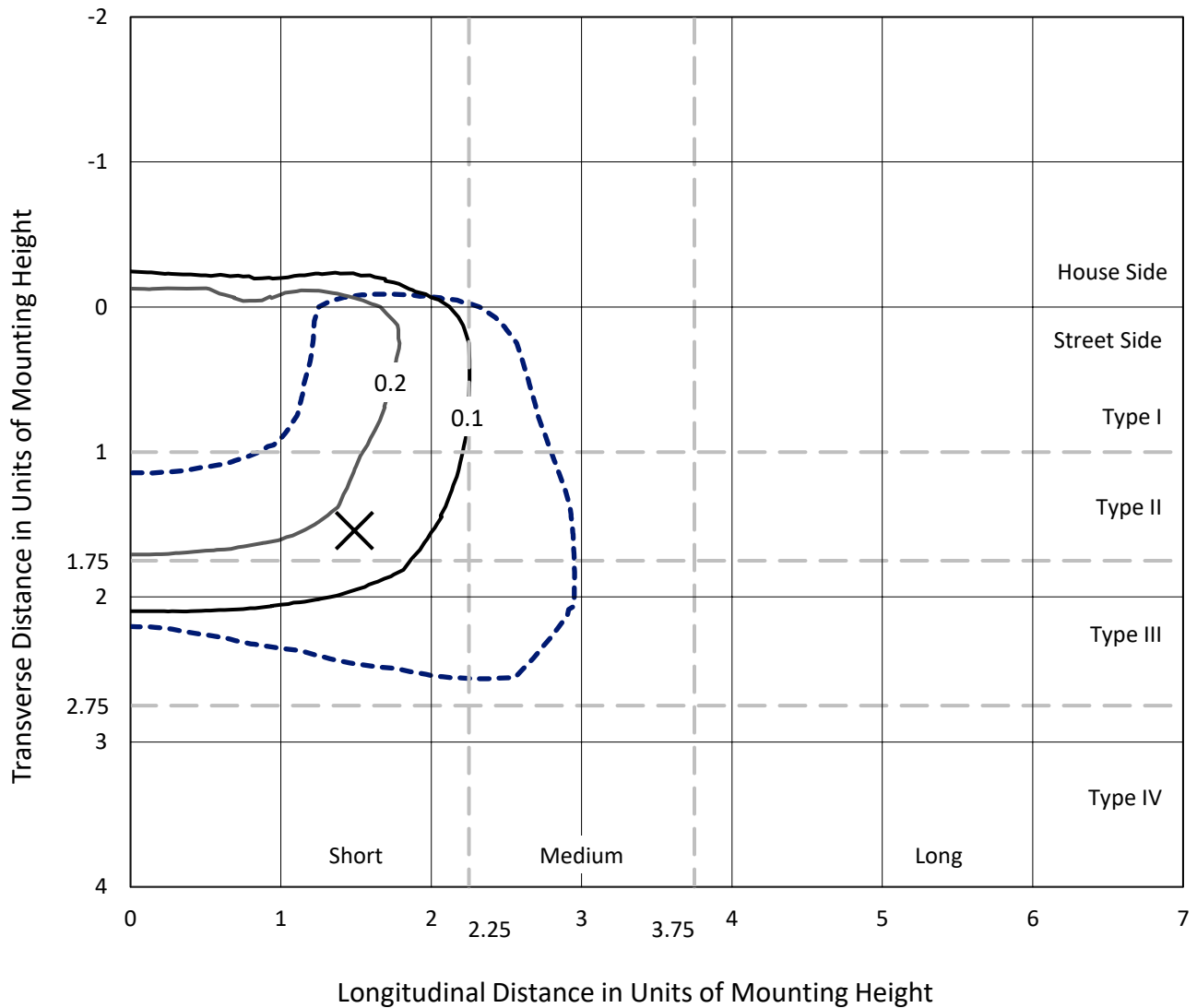
Input Watts (W): 20.1
Input Voltage (V): NR
Input Current (Ain): NR
Voltage Rise (V): NR
Power Factor: NR
Total Harmonic Distortion (THDi): NR
Frequency (hertz): 60
Stabilization Time: NR
Operation Time: NR
Ambient Temperature (°C): NR
Test Distance: 28.75 FT



REPORT NUMBER: P438119
 CATALOG NUMBER: IST-SA1A-830-U-T4W-HSS

Iso-Footcandle Lines of Horizontal Illumination

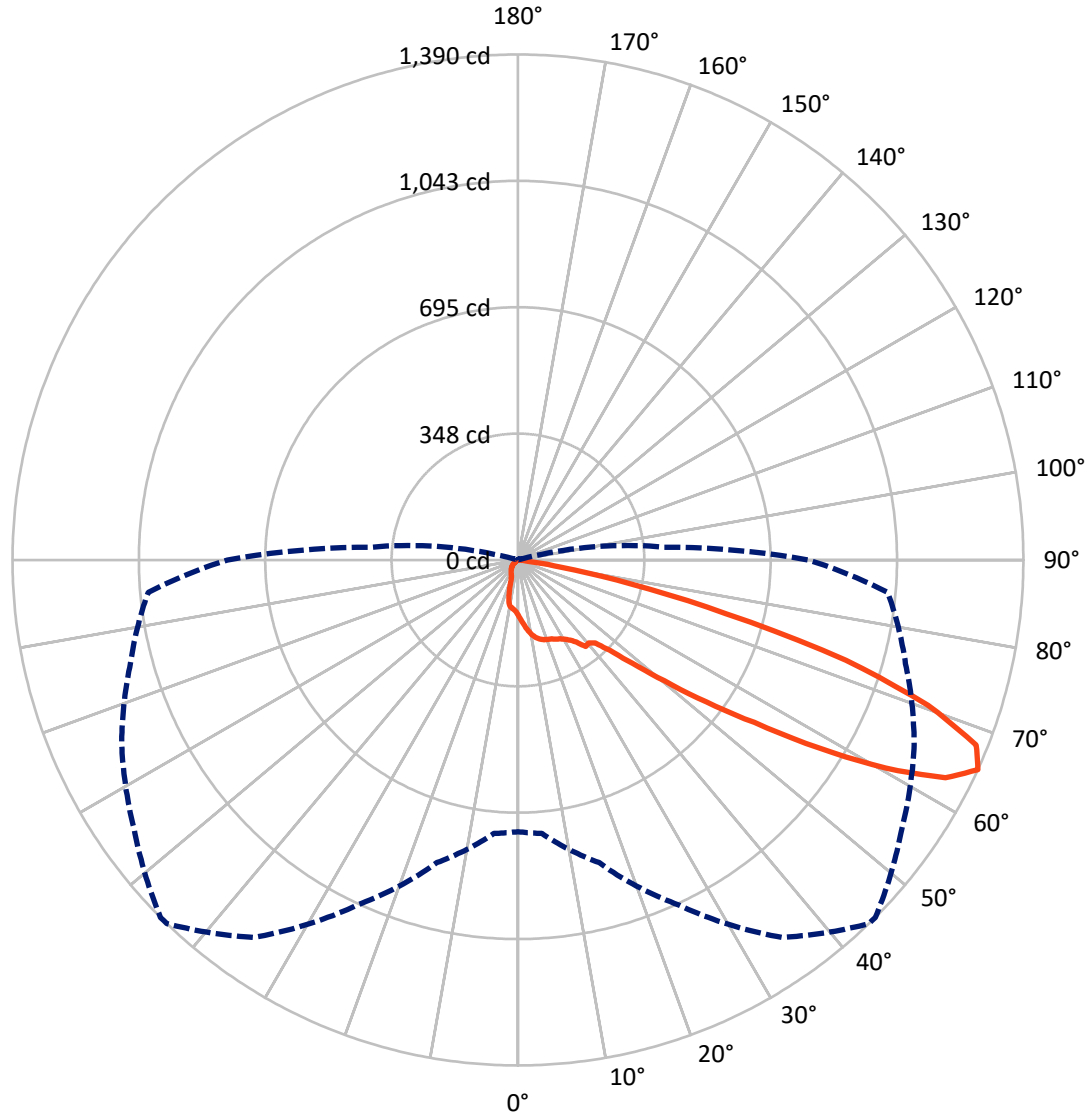
✕ Max cd
 - - - 1/2 Max cd



Based on 25 foot mounting height. Maximum calculated value = 0.4 fc
 Type III - Short - N/A

REPORT NUMBER: P438119
CATALOG NUMBER: IST-SA1A-830-U-T4W-HSS

Luminous Intensity Polar Plot



— Vertical Plane Through 44-Deg Lateral - - - Horizontal Cone Through 65-Deg Vertical

REPORT NUMBER: P438119
 CATALOG NUMBER: IST-SA1A-830-U-T4W-HSS

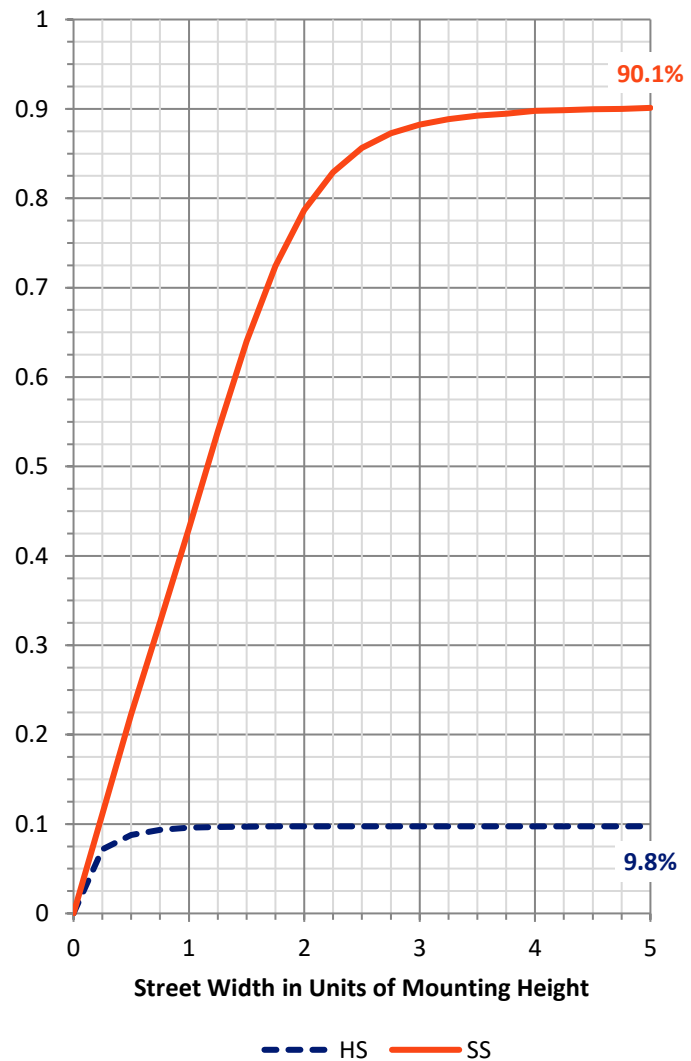
FLUX DISTRIBUTION:

		Downward	Upward	Total
House Side	Lumens	157.2	0.0	157.2
	% Fixture	9.8	0.0	9.8
Street Side	Lumens	1440.8	0.0	1440.8
	% Fixture	90.2	0.0	90.2
Total	Lumens	1598.0	0.0	1598.0
	% Fixture	100.0	0.0	100.0

ZONAL LUMENS:

Zone	Lumens	% Fixture
0°-10°	15.4	1.0
10°-20°	46.5	2.9
20°-30°	74.5	4.7
30°-40°	110.6	6.9
40°-50°	201.6	12.6
50°-60°	422.7	26.5
60°-70°	538.0	33.7
70°-80°	180.6	11.3
80°-90°	8.1	0.5
90°-100°	0.0	0.0
100°-110°	0.0	0.0
110°-120°	0.0	0.0
120°-130°	0.0	0.0
130°-140°	0.0	0.0
140°-150°	0.0	0.0
150°-160°	0.0	0.0
160°-170°	0.0	0.0
170°-180°	0.0	0.0
0°-90°	1598.0	100.0
0°-180°	1598.0	100.0

Coefficient of Utilization



REPORT NUMBER: P438119

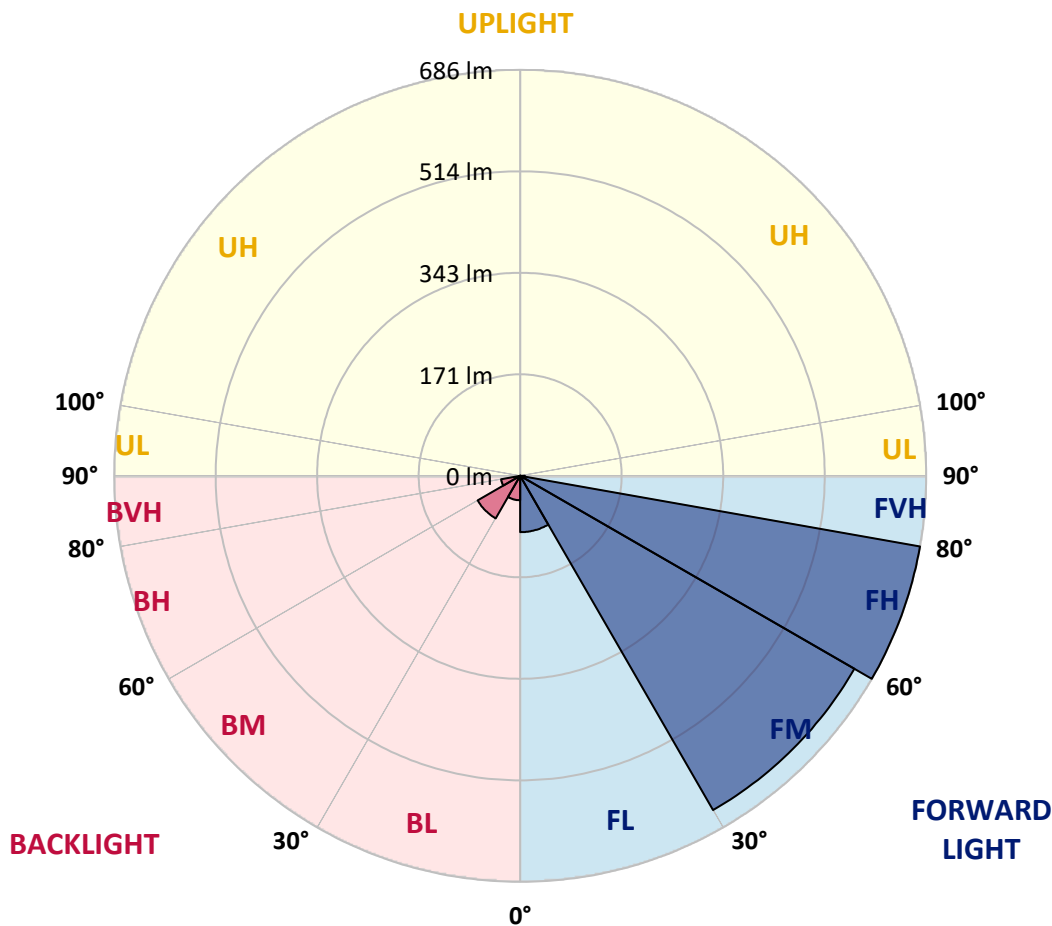
CATALOG NUMBER: IST-SA1A-830-U-T4W-HSS

LUMINAIRE CLASSIFICATION SYSTEM LUMEN TABLE AND BUG RATING:

Zone	Lumens	% Fixture	Zone Rating/Lumen Limit		
			B	U	G
FL (0°-30°)	95.2	6.0			
FM (30°-60°)	652.0	40.8			
FH (60°-80°)	685.8	42.9			G1/1800
FVH (80°-90°)	7.9	0.5			G0/10
BL (0°-30°)	41.3	2.6	B0/110		
BM (30°-60°)	82.9	5.2	B0/220		
BH (60°-80°)	32.8	2.1	B0/110		G0/110
BVH (80°-90°)	0.2	0.0			G0/10
UL (90°-100°)	0.0	0.0		U0/0	
UH (100°-180°)	0.0	0.0		U0/0	

BUG Rating: B0-U0-G1

Type III Short





REPORT NUMBER: P438119
 CATALOG NUMBER: IST-SA1A-830-U-T4W-HSS

CANDELA DISTRIBUTION (FULL):

	0°	5°	15°	25°	35°	44°	45°	55°	65°	75°	85°
0°	152.2	152.2	152.2	152.2	152.2	152.2	152.2	152.2	152.2	152.2	152.2
2.5°	171.5	172.3	169.2	170.0	168.4	165.4	164.6	162.3	159.2	156.9	154.5
5°	193.9	193.2	191.6	188.5	184.7	180.0	178.5	173.9	168.4	162.3	157.6
7.5°	212.5	212.5	210.2	207.1	200.9	194.7	193.2	187.0	179.3	170.8	162.3
10°	228.7	227.9	225.6	221.8	214.0	208.6	206.3	198.6	189.3	180.0	170.0
12.5°	241.1	241.1	238.0	232.6	224.1	218.7	217.1	210.2	200.9	190.1	176.2
15°	248.0	247.3	244.9	238.0	231.8	225.6	224.8	218.7	210.9	199.4	184.7
17.5°	248.0	248.8	244.9	241.1	235.7	230.3	229.5	224.8	217.1	207.1	191.6
20°	244.9	244.9	241.8	238.8	235.7	233.3	232.6	229.5	223.3	214.8	199.4
22.5°	241.1	240.3	239.5	237.2	236.4	235.7	236.4	234.9	231.0	221.8	207.1
25°	240.3	239.5	238.0	236.4	237.2	241.1	241.1	241.8	238.0	230.3	216.3
27.5°	243.4	243.4	241.1	238.8	240.3	245.7	245.7	248.0	245.7	240.3	226.4
30°	256.5	253.4	249.6	244.9	246.5	252.7	253.4	258.1	258.1	254.2	242.6
32.5°	274.3	271.2	261.2	255.0	255.0	262.7	262.7	270.4	277.4	269.7	251.9
35°	288.2	286.7	275.1	267.3	269.7	276.6	278.9	291.3	297.5	278.2	256.5
37.5°	334.6	332.3	309.8	281.3	282.8	302.1	303.7	309.1	303.7	282.0	265.8
40°	396.4	397.9	374.7	327.6	291.3	299.8	299.8	309.1	312.2	299.0	288.2
42.5°	489.9	480.6	457.4	393.3	329.2	312.2	312.9	326.1	342.3	334.6	336.1
45°	571.0	564.1	539.3	477.5	390.2	353.1	350.0	367.0	398.7	405.7	423.4
47.5°	642.9	635.9	625.1	567.1	481.4	425.0	413.4	430.4	485.2	521.6	533.9
50°	729.4	731.0	706.2	673.0	581.1	521.6	518.5	519.2	605.8	635.9	653.7
52.5°	839.1	836.8	793.5	775.8	719.4	648.3	630.5	641.3	727.1	748.7	778.1
55°	917.2	914.8	894.0	890.9	872.4	788.9	784.3	783.5	860.8	870.0	904.8
57.5°	962.8	966.6	981.3	1020.7	1036.2	975.9	962.8	937.3	980.5	978.2	1016.1
60°	970.5	976.7	1018.4	1108.8	1195.3	1162.9	1145.1	1078.7	1090.2	1070.9	1094.1
62.5°	907.9	925.7	999.8	1127.3	1275.7	1319.0	1304.3	1201.5	1174.5	1134.3	1104.9
65°	747.2	754.9	861.5	1047.0	1267.2	1390.0	1390.0	1288.8	1202.3	1103.4	1020.7
67.5°	516.1	520.0	649.8	844.5	1137.4	1359.1	1370.7	1287.3	1153.6	982.1	832.2
70°	292.8	314.5	393.3	590.3	896.3	1196.9	1209.2	1171.4	965.8	727.9	545.5
72.5°	122.1	136.0	191.6	343.8	609.6	942.7	964.3	928.8	721.7	444.3	258.1
75°	37.9	39.4	63.4	149.9	333.0	591.9	628.2	626.6	431.2	207.8	105.1
77.5°	20.9	21.6	30.1	61.0	146.0	316.0	338.4	319.9	213.3	89.6	32.5
80°	10.0	10.8	16.2	29.4	64.1	118.2	139.1	129.0	74.2	42.5	10.8
82.5°	3.1	3.9	7.7	13.1	25.5	27.8	27.8	49.5	37.9	27.8	5.4
85°	0.0	0.0	2.3	4.6	4.6	4.6	4.6	10.8	17.8	17.0	2.3
87.5°	0.0	0.0	0.0	0.0	0.8	0.8	0.8	0.8	0.8	1.5	0.8
90°	0.0	0.0	0.0	0.0	0.0	0.0	0.0	0.0	0.0	0.0	0.0



REPORT NUMBER: P438119
 CATALOG NUMBER: IST-SA1A-830-U-T4W-HSS

CANDELA DISTRIBUTION (continued):

	90°	95°	105°	115°	125°	135°	145°	155°	165°	175°	180°
0°	152.2	152.2	152.2	152.2	152.2	152.2	152.2	152.2	152.2	152.2	152.2
2.5°	153.0	152.2	149.1	146.0	144.5	142.9	141.4	139.9	139.9	140.6	139.9
5°	154.5	152.2	147.6	142.9	139.9	137.5	134.4	133.7	132.9	133.7	133.7
7.5°	158.4	155.3	148.4	141.4	136.8	132.9	130.6	129.8	128.3	128.3	128.3
10°	164.6	159.2	149.9	142.2	136.0	130.6	123.6	115.9	111.3	108.2	105.9
12.5°	170.8	164.6	152.2	142.9	136.0	120.5	103.5	88.9	81.1	77.3	76.5
15°	177.7	170.0	156.9	146.0	127.5	98.9	75.7	63.4	60.3	60.3	59.5
17.5°	183.1	176.2	160.7	146.8	112.0	74.2	57.2	53.3	54.1	55.6	55.6
20°	191.6	183.1	166.1	139.9	86.5	55.6	50.2	51.0	51.8	52.5	53.3
22.5°	199.4	190.1	172.3	124.4	63.4	47.9	47.9	48.7	49.5	50.2	51.0
25°	208.6	200.1	178.5	102.0	48.7	44.0	44.8	46.4	47.1	47.9	47.9
27.5°	219.4	210.2	178.5	80.4	42.5	41.0	41.0	42.5	43.3	44.8	44.8
30°	234.1	224.1	173.9	59.5	39.4	37.9	37.1	38.6	39.4	41.0	41.0
32.5°	243.4	237.2	163.8	44.8	36.3	34.8	34.0	34.0	34.8	36.3	36.3
35°	252.7	249.6	148.4	38.6	34.0	32.5	30.9	29.4	29.4	29.4	29.4
37.5°	267.3	272.0	125.9	35.5	32.5	30.1	27.8	25.5	24.0	23.2	22.4
40°	297.5	301.3	103.5	33.2	30.1	27.8	24.0	20.9	18.5	17.0	17.0
42.5°	344.6	341.5	78.8	31.7	27.8	24.7	20.1	17.0	13.9	12.4	12.4
45°	426.5	391.7	58.0	29.4	26.3	22.4	17.0	13.1	10.0	9.3	9.3
47.5°	527.0	449.7	44.0	27.8	24.0	19.3	13.1	10.0	7.7	7.0	7.0
50°	635.1	509.2	36.3	25.5	21.6	16.2	10.8	7.0	5.4	5.4	5.4
52.5°	737.1	549.4	30.1	23.2	18.5	13.1	7.7	5.4	4.6	4.6	4.6
55°	832.2	574.1	24.7	20.1	15.5	10.0	6.2	4.6	3.9	3.1	3.1
57.5°	897.1	570.2	20.1	16.2	11.6	7.0	4.6	3.9	3.1	2.3	2.3
60°	919.5	536.2	15.5	13.1	8.5	5.4	3.9	3.1	2.3	1.5	1.5
62.5°	887.8	469.0	12.4	10.0	6.2	4.6	3.1	2.3	1.5	0.8	0.8
65°	798.9	403.3	9.3	7.0	4.6	3.1	2.3	1.5	0.8	0.0	0.0
67.5°	635.9	312.9	7.7	4.6	3.1	2.3	1.5	0.8	0.0	0.0	0.0
70°	397.9	196.3	6.2	3.1	2.3	1.5	0.8	0.0	0.0	0.0	0.0
72.5°	193.2	96.6	4.6	2.3	1.5	0.8	0.8	0.0	0.0	0.0	0.0
75°	71.9	31.7	3.9	2.3	0.8	0.8	0.0	0.0	0.0	0.0	0.0
77.5°	23.2	10.8	3.1	2.3	1.5	0.8	0.0	0.0	0.0	0.0	0.0
80°	8.5	4.6	1.5	0.8	0.8	0.8	0.0	0.0	0.0	0.0	0.0
82.5°	3.9	2.3	0.8	0.8	0.8	0.0	0.0	0.0	0.0	0.0	0.0
85°	1.5	1.5	0.8	0.8	0.0	0.0	0.0	0.0	0.0	0.0	0.0
87.5°	0.8	0.8	0.8	0.0	0.0	0.0	0.0	0.0	0.0	0.0	0.0
90°	0.0	0.0	0.0	0.0	0.0	0.0	0.0	0.0	0.0	0.0	0.0

Cooper Lighting Solutions Photometric Lab
1121 Highway 74 South
Peachtree City, GA 30269



LM-79-2019: Approved Method: Electrical and Photometric Measurements of Solid-State Lighting Products

Report Prepared for

Cooper Lighting Solutions

MCGRAW EDISON

Report Number: SP1-2408-195-9

Test Date: 08/07/2024

Luminaire Tested: GALN-SB1A-830-U-5WQ

Data in this report applies to families of products including GALN-SB1A-830-U-5WQ.

Test Information

Test Method: LM-79-2019
 Report Number: SP1-2408-195-9
 Test Lab: COOPER LIGHTING SOLUTIONS
 Photometer: SP1 - 76IN SPHERE
 Measurement Geometry: 4π
 Issue Date: 08/07/2024
 Manufacturer: COOPER LIGHTING SOLUTIONS
 Product Line: MCGRAW EDISON
 Catalog Number: **GALN-SB1A-830-U-5WQ**
 Description: GALLEON AREA AND ROADWAY LUMINAIRE. (1) 80 CRI, 3000K, 350MA HIGH DENSITY LIGHTSQUARE WITH 26 LEDS AND TYPE V WIDE OPTICS

Spectral Parameters

CCT (K): 3050
 CIE u': 0.2476
 CIE v': 0.5251
 Duv: 0.0034
 CIE x: 0.4383
 CIE y: 0.4131
 CIE z: 0.1487
 Peak Wavelength (nm): 603
 Dominant Wavelength (nm): 581
 Purity: 55.55201
 Rf: 81.5
 Rg: 99.2

CRI (Ra):	81.0		
R1:	79.6	R9:	7.1
R2:	85.6	R10:	67.0
R3:	92.0	R11:	82.7
R4:	82.6	R12:	63.2
R5:	78.9	R13:	80.3
R6:	81.7	R14:	95.0
R7:	85.2	R15:	71.7
R8:	62.0		



Test Conditions

Stabilization Time: 20M
 Operation Time: 1H 20M
 Sphere Temperature (°C): 24.2

REPORT NUMBER: SP1-2408-195-9

Measurement and Test Equipment			
Instrument	Identification Number	Calibration Date	Calibration Due Date
Photometer	IN0058	6/18/2024	12/18/2024
Power Meter	INXT2011004	2/8/2024	2/8/2025
AC Power Source	IN0063	10/24/2023	10/24/2024
DC Power Source	IN0208	10/24/2023	10/24/2024
Sphere Thermometer	IN0085	10/24/2023	10/24/2024
Room Thermometer	IN0046	10/24/2023	10/24/2024

REPORT NUMBER: SP1-2408-195-9

CIE 1931 Chromaticity Diagram



CIE 1931 Chromaticity Diagram with 2017 ANSI 7-Step and 4-Step Quadrangles



Point lies inside the ANSI 3000K 4-step quadrangle

REPORT NUMBER: SP1-2408-195-9

Photopic Flux vs. Wavelength



Photopic Lumens: NR

λ (nm)	Power W [^] /nm	Lumens (ϕ /nm)	λ (nm)	Power W [^] /nm	Lumens (ϕ /nm)	λ (nm)	Power W [^] /nm	Lumens (ϕ /nm)	λ (nm)	Power W [^] /nm	Lumens (ϕ /nm)	λ (nm)	Power W [^] /nm	Lumens (ϕ /nm)
360	0	NR	490	168	NR	620	940	NR	750	35	NR	880	1	NR
365	0	NR	495	233	NR	625	897	NR	755	30	NR	885	1	NR
370	0	NR	500	300	NR	630	847	NR	760	26	NR	890	1	NR
375	0	NR	505	372	NR	635	790	NR	765	22	NR	895	1	NR
380	0	NR	510	430	NR	640	730	NR	770	19	NR	900	1	NR
385	0	NR	515	483	NR	645	668	NR	775	16	NR	905	1	NR
390	0	NR	520	524	NR	650	605	NR	780	14	NR	910	0	NR
395	2	NR	525	555	NR	655	545	NR	785	12	NR	915	0	NR
400	4	NR	530	581	NR	660	485	NR	790	10	NR	920	0	NR
405	7	NR	535	604	NR	665	430	NR	795	9	NR	925	0	NR
410	17	NR	540	623	NR	670	378	NR	800	8	NR	930	0	NR
415	34	NR	545	645	NR	675	331	NR	805	7	NR	935	0	NR
420	68	NR	550	667	NR	680	290	NR	810	6	NR	940	0	NR
425	128	NR	555	693	NR	685	251	NR	815	5	NR	945	0	NR
430	214	NR	560	719	NR	690	218	NR	820	4	NR	950	0	NR
435	339	NR	565	754	NR	695	188	NR	825	4	NR	955	0	NR
440	507	NR	570	791	NR	700	162	NR	830	3	NR	960	0	NR
445	573	NR	575	830	NR	705	139	NR	835	3	NR	965	0	NR
450	356	NR	580	873	NR	710	119	NR	840	3	NR	970	0	NR
455	217	NR	585	913	NR	715	102	NR	845	2	NR	975	0	NR
460	168	NR	590	948	NR	720	88	NR	850	2	NR	980	0	NR
465	113	NR	595	974	NR	725	76	NR	855	2	NR	985	0	NR
470	85	NR	600	994	NR	730	65	NR	860	1	NR	990	0	NR
475	85	NR	605	998	NR	735	55	NR	865	1	NR	995	0	NR
480	94	NR	610	994	NR	740	47	NR	870	1	NR	1000	0	NR
485	120	NR	615	973	NR	745	41	NR	875	1	NR			

REPORT NUMBER: SP1-2408-195-9

Scotopic Flux vs. Wavelength



Scotopic Lumens: NR

S/P: 1.27

λ (nm)	Power W [^] /nm	Lumens (ϕ /nm)	λ (nm)	Power W [^] /nm	Lumens (ϕ /nm)	λ (nm)	Power W [^] /nm	Lumens (ϕ /nm)	λ (nm)	Power W [^] /nm	Lumens (ϕ /nm)	λ (nm)	Power W [^] /nm	Lumens (ϕ /nm)
360	0	NR	490	168	NR	620	940	NR	750	35	NR	880	1	NR
365	0	NR	495	233	NR	625	897	NR	755	30	NR	885	1	NR
370	0	NR	500	300	NR	630	847	NR	760	26	NR	890	1	NR
375	0	NR	505	372	NR	635	790	NR	765	22	NR	895	1	NR
380	0	NR	510	430	NR	640	730	NR	770	19	NR	900	1	NR
385	0	NR	515	483	NR	645	668	NR	775	16	NR	905	1	NR
390	0	NR	520	524	NR	650	605	NR	780	14	NR	910	0	NR
395	2	NR	525	555	NR	655	545	NR	785	12	NR	915	0	NR
400	4	NR	530	581	NR	660	485	NR	790	10	NR	920	0	NR
405	7	NR	535	604	NR	665	430	NR	795	9	NR	925	0	NR
410	17	NR	540	623	NR	670	378	NR	800	8	NR	930	0	NR
415	34	NR	545	645	NR	675	331	NR	805	7	NR	935	0	NR
420	68	NR	550	667	NR	680	290	NR	810	6	NR	940	0	NR
425	128	NR	555	693	NR	685	251	NR	815	5	NR	945	0	NR
430	214	NR	560	719	NR	690	218	NR	820	4	NR	950	0	NR
435	339	NR	565	754	NR	695	188	NR	825	4	NR	955	0	NR
440	507	NR	570	791	NR	700	162	NR	830	3	NR	960	0	NR
445	573	NR	575	830	NR	705	139	NR	835	3	NR	965	0	NR
450	356	NR	580	873	NR	710	119	NR	840	3	NR	970	0	NR
455	217	NR	585	913	NR	715	102	NR	845	2	NR	975	0	NR
460	168	NR	590	948	NR	720	88	NR	850	2	NR	980	0	NR
465	113	NR	595	974	NR	725	76	NR	855	2	NR	985	0	NR
470	85	NR	600	994	NR	730	65	NR	860	1	NR	990	0	NR
475	85	NR	605	998	NR	735	55	NR	865	1	NR	995	0	NR
480	94	NR	610	994	NR	740	47	NR	870	1	NR	1000	0	NR
485	120	NR	615	973	NR	745	41	NR	875	1	NR			

REPORT NUMBER: SP1-2408-195-9

Melanopic Flux vs. Wavelength



Melanopic Lumens: NR

M/P: 2.32

λ (nm)	Power W [^] /nm	Lumens (φ/nm)	λ (nm)	Power W [^] /nm	Lumens (φ/nm)	λ (nm)	Power W [^] /nm	Lumens (φ/nm)	λ (nm)	Power W [^] /nm	Lumens (φ/nm)	λ (nm)	Power W [^] /nm	Lumens (φ/nm)
360	0	NR	490	168	NR	620	940	NR	750	35	NR	880	1	NR
365	0	NR	495	233	NR	625	897	NR	755	30	NR	885	1	NR
370	0	NR	500	300	NR	630	847	NR	760	26	NR	890	1	NR
375	0	NR	505	372	NR	635	790	NR	765	22	NR	895	1	NR
380	0	NR	510	430	NR	640	730	NR	770	19	NR	900	1	NR
385	0	NR	515	483	NR	645	668	NR	775	16	NR	905	1	NR
390	0	NR	520	524	NR	650	605	NR	780	14	NR	910	0	NR
395	2	NR	525	555	NR	655	545	NR	785	12	NR	915	0	NR
400	4	NR	530	581	NR	660	485	NR	790	10	NR	920	0	NR
405	7	NR	535	604	NR	665	430	NR	795	9	NR	925	0	NR
410	17	NR	540	623	NR	670	378	NR	800	8	NR	930	0	NR
415	34	NR	545	645	NR	675	331	NR	805	7	NR	935	0	NR
420	68	NR	550	667	NR	680	290	NR	810	6	NR	940	0	NR
425	128	NR	555	693	NR	685	251	NR	815	5	NR	945	0	NR
430	214	NR	560	719	NR	690	218	NR	820	4	NR	950	0	NR
435	339	NR	565	754	NR	695	188	NR	825	4	NR	955	0	NR
440	507	NR	570	791	NR	700	162	NR	830	3	NR	960	0	NR
445	573	NR	575	830	NR	705	139	NR	835	3	NR	965	0	NR
450	356	NR	580	873	NR	710	119	NR	840	3	NR	970	0	NR
455	217	NR	585	913	NR	715	102	NR	845	2	NR	975	0	NR
460	168	NR	590	948	NR	720	88	NR	850	2	NR	980	0	NR
465	113	NR	595	974	NR	725	76	NR	855	2	NR	985	0	NR
470	85	NR	600	994	NR	730	65	NR	860	1	NR	990	0	NR
475	85	NR	605	998	NR	735	55	NR	865	1	NR	995	0	NR
480	94	NR	610	994	NR	740	47	NR	870	1	NR	1000	0	NR
485	120	NR	615	973	NR	745	41	NR	875	1	NR			

Summary

$R_f = 81.5$
 $R_g = 99.2$
 $CIE R_a = 81.0$
 $R_9 = 7.1$



Color Vector Graphics



Individual Sample Fidelity Index ($R_{f,i}$)

CES01 = 86	CES26 = 74	CES51 = 89	CES76 = 70
CES02 = 63	CES27 = 88	CES52 = 92	CES77 = 86
CES03 = 31	CES28 = 89	CES53 = 81	CES78 = 72
CES04 = 70	CES29 = 67	CES54 = 87	CES79 = 90
CES05 = 50	CES30 = 68	CES55 = 85	CES80 = 88
CES06 = 51	CES31 = 71	CES56 = 78	CES81 = 78
CES07 = 42	CES32 = 70	CES57 = 76	CES82 = 95
CES08 = 41	CES33 = 71	CES58 = 78	CES83 = 90
CES09 = 29	CES34 = 82	CES59 = 92	CES84 = 94
CES10 = 76	CES35 = 90	CES60 = 95	CES85 = 86
CES11 = 59	CES36 = 93	CES61 = 93	CES86 = 72
CES12 = 65	CES37 = 87	CES62 = 83	CES87 = 85
CES13 = 43	CES38 = 75	CES63 = 77	CES88 = 83
CES14 = 74	CES39 = 94	CES64 = 83	CES89 = 75
CES15 = 71	CES40 = 89	CES65 = 77	CES90 = 81
CES16 = 47	CES41 = 85	CES66 = 80	CES91 = 96
CES17 = 50	CES42 = 86	CES67 = 79	CES92 = 73
CES18 = 56	CES43 = 81	CES68 = 84	CES93 = 84
CES19 = 72	CES44 = 99	CES69 = 91	CES94 = 64
CES20 = 66	CES45 = 87	CES70 = 78	CES95 = 80
CES21 = 87	CES46 = 82	CES71 = 76	CES96 = 84
CES22 = 79	CES47 = 77	CES72 = 92	CES97 = 87
CES23 = 92	CES48 = 71	CES73 = 71	CES98 = 81
CES24 = 91	CES49 = 81	CES74 = 93	CES99 = 74
CES25 = 72	CES50 = 89	CES75 = 74	



Color Rendition by Hue-Angle Bin



Measure Comparisons



(END OF REPORT)